





TECH SPECS RWS

Model	Length	Diameter	Weight	Hub axle system				Axle material		Lever material	
				Quick release 5mm	9 mm DT Swiss Thru bolt	10 mm DT Swiss Thru bolt	X-12	AL6V4 grade 5 titanium	High-strength steel	7075 Aluminium	Alloy
ROAD	Built-in dimension [mm]	∅	+/- 5 %								
RWS Road titan	100	5 mm	45 g	●				●		●	
	130	5 mm	46 g	●				●		●	
	135	5 mm	47 g	●				●		●	
RWS Road steel	100	5 mm	50 g	●					●	●	
	130	5 mm	54 g	●					●	●	

MTB

RWS MTB titan	100	5 mm	44 g	●				●		●	
	100	5 mm	40 g	●				●			●
	135	5 mm	47 g	●				●		●	
	135	5 mm	43 g	●				●			●
RWS MTB steel	100	5 mm	50 g	●					●	●	
	100	5 mm	46 g	●					●		●
	135	5 mm	54 g	●					●	●	
	135	5 mm	50 g	●					●		●
	145	5 mm	51 g	●					●		●
RWS Thru bolt	135	10 mm	70 g			●			●	●	
	135	10 mm	66 g			●			●		●
RWS X-12	142	12 mm	65 g				●		●	●	
	142	12 mm	61 g				●		●	●	

● = Serie ○ = Option